

# BTEC EXTENDED CERTIFICATE IN APPLIED SCIENCE

## There are 2 parts to the SIL

1. Complete all questions, then mark. The mark scheme is at the end of the document
2. Use the information to test yourself. This will be assessed in the initial assessment. Use the video for advice for how to do this:

<https://www.youtube.com/watch?v=wrDOoBuP9A8>

## Compulsory content

### Fundamentals of Science

Answer all the questions. There are links to websites which you may find helpful. You will be given a test on these concepts at the start of the term.

This unit covers some of the key science concepts in biology, chemistry and physics.

This section looks at some of the chemistry concepts you have covered at GCSE and will cover in more depth in our first unit.

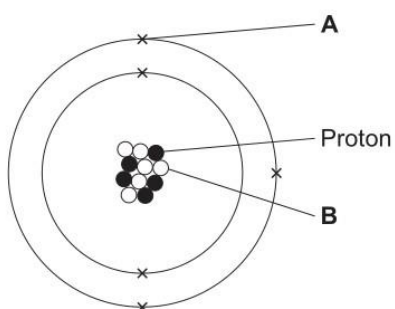
### Periodicity and properties of elements

#### → Atomic Structure

<https://www.bbc.co.uk/bitesize/guides/zwn8b82/revision/3> (pages 3,4 and

5) [https://phet.colorado.edu/sims/html/build-an-atom/latest/build-an-atom\\_en.html](https://phet.colorado.edu/sims/html/build-an-atom/latest/build-an-atom_en.html) Q1. Figure 1 shows an atom of element G.

Figure 1



Draw a ring around the correct answer to complete each sentence.

- (1) (a) Label A shows  
an electron      an ion      a nucleus      (1)
- (b) Label B shows  
an isotope      a molecule      a neutron      (1)
- (c) The atomic number of element G is  
5      6      10      11      16
- (d) The mass number of element G is  
5      6      10      11      16      (1)

## ✈ Periodic Table

<https://www.bbc.co.uk/bitesize/guides/ztv797h/revision/2>

(pages 2-8)

<https://www.rsc.org/periodic-table/>

**Q2.** The Periodic table below contains **six** errors. Highlight these.

																H											He
Li		Be																									
Na		Mg														B	C	N	O	F	Ne						
																Al	Si	P	S	Cl	Ar						
K	Ca	Sc	Ti	V	Cr	Mn	Fe	Co	Ni	Cu	Zn	Ga	Ge	As	Se	Br	Kr										
Rb	Sr	Y	Zr	Nb	Mo	Tc	Ru	Rh	Pd	Ag	Cd	In	Sn	Sb	Te	I	Xe										
Cs	Ba	La	Hf	Ta	W	Re	Os	Ir	Pt	Au	Hg	Tl	Pb	Bi	Po	At	Rn										
Fr	Ra	Ac	Rf	Db	Sg	Bh	Hs	Mt	Ds	Rg																	

(6)

**Q3.** Complete the labels on the diagram below using the following terms:

## metals

## Noble gases

## non-metals

## Alkaline-Earth metals

**group**

## Halogens

**period**

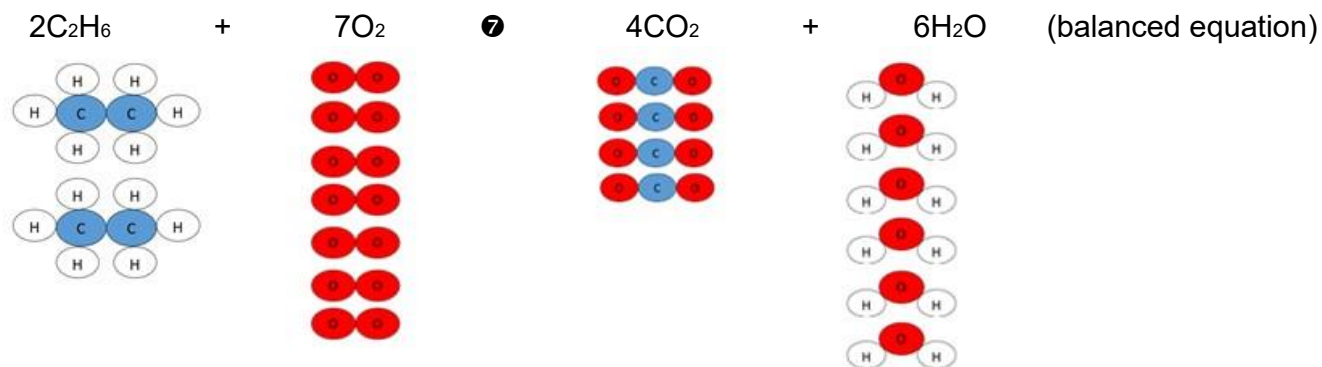
## Alkali metals

[illegible]

(8)



Atoms cannot be created or destroyed. They are simply rearranged. Therefore, the equation with formulae needs balancing. (You can only add more of the same molecules. You cannot change the formula of any.)



The relative formula mass of a molecule/compound ( $M_r$ ) can be calculated by adding the  $A_r$  of all the atoms it contains. The  $A_r$  value for all elements can be found in the Periodic Table.

$A_r$  of C is 12.0,  $A_r$  of H is 1.0 and  $A_r$  of O is 16.0

$M_r$  of  $\text{C}_2\text{H}_6 = (2 \times 12.0) + (6 \times 1.0) = 30.0$

$M_r$  of  $\text{O}_2 = (2 \times 16.0) = 32.0$

$M_r$  of  $\text{CO}_2 = 12.0 + (2 \times 16.0) = 44.0$

$M_r$  of  $\text{H}_2\text{O} = (2 \times 1.0) + 16.0 = 18.0$

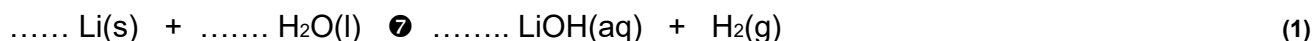
The total mass of the reactants = the total mass of the products

Mass of reactants =  $(2 \times M_r \text{ C}_2\text{H}_6) + (7 \times M_r \text{ O}_2) = (2 \times 30.0) + (7 \times 32.0) = 284.0$

Mass of products =  $(4 \times M_r \text{ CO}_2) + (6 \times M_r \text{ H}_2\text{O}) = (4 \times 44.0) + (6 \times 18.0) = 284.0$

**Q5.** Lithium reacts with water to form lithium hydroxide and hydrogen.

(a) Balance the symbol equation for this reaction



(b) (i) Complete the table below for this reaction

(8)

	Reactant or product	State	$M_r$
Lithium			
Water	reactant	liquid	18.0
Lithium hydroxide			
Hydrogen			

(ii) Calculate the total mass of the reactants. Are these the same as the total mass of the products? Show your workings.

.....

.....

(2)

## → Bonding

Chemical reactions involve the breaking and making of bonds. This involves electrons being transferred or shared between atoms.

The total number of electrons at the end of the reaction must be the same as at the start.

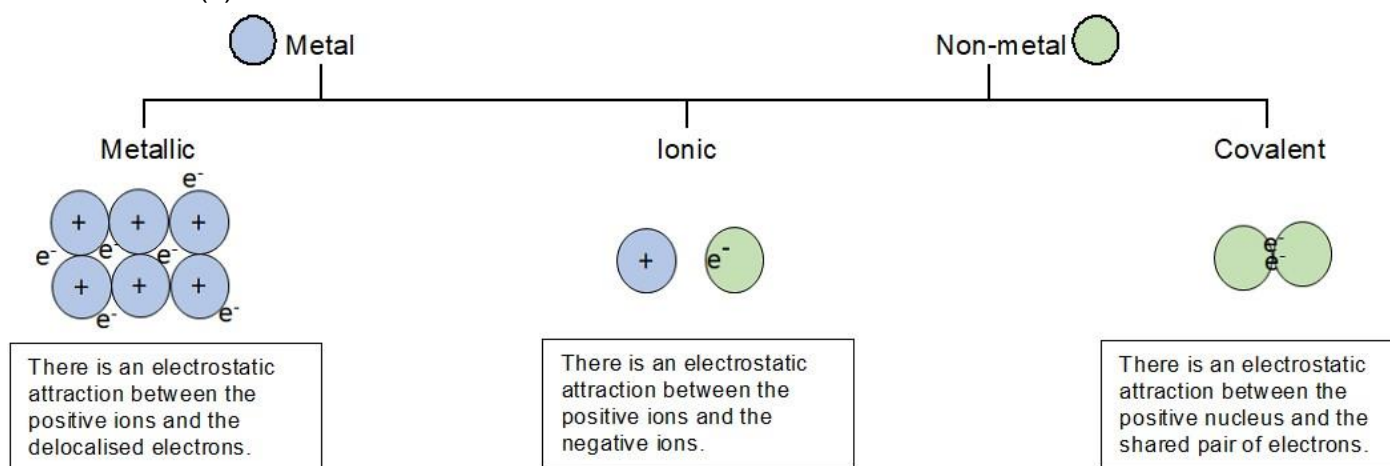
**Metal** atoms **lose** electrons and form **positively** charged **ions**.

**Non-metal** atoms **gain** electrons and form **negatively** charged ions

**OR** by **sharing** them (in pairs) with another non-metal atom

<https://www.bbc.co.uk/bitesize/topics/z33rrwx> (ionic compounds, small molecules, metals and alloys)

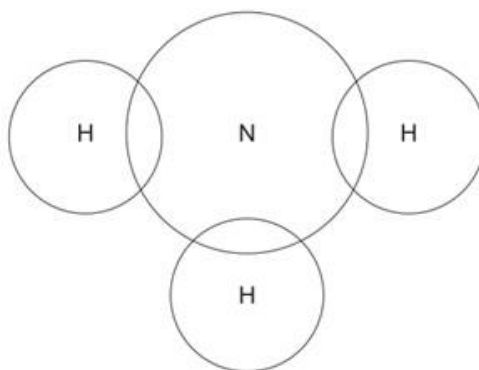
How do you know which type of bonding is present in an element or compound? Consider the type of element(s) it contains:



**Q6.** The electronic structure of a potassium atom is 2,8,8,1

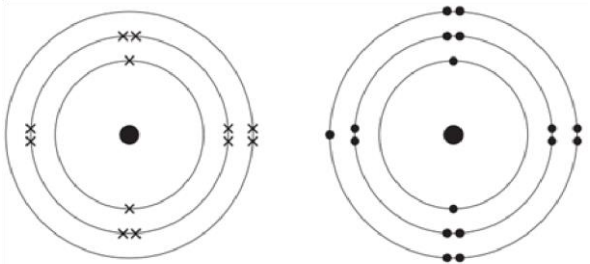
Draw a diagram to show the electronic structure of a potassium ion. Show the charge on the ion.

**Q7.** Complete the dot and cross diagram to show the electrons in the outer shells of ammonia, NH<sub>3</sub>.  
Use the periodic table to help you. (2)



(2)

**Q8.** The diagrams shown an atom of magnesium and an atom of chlorine.



Describe, in terms of electrons, how magnesium atoms and chlorine atoms change into ions to produce Magnesium chloride,  $\text{MgCl}_2$ .

You may draw labelled diagrams.

[illegible]

(4)

## Investigating Science

In this unit you will be required to complete a lot of practical procedures as well as designing experiments and investigations and so it is important that you know about laboratory safety.

### → Laboratory Safety

- Watch the video on safety in the laboratory: <https://www.youtube.com/watch?v=RhIOYhOvCsQ>

Use this to complete a list of safety rules to follow when completing any experiment.



1. ....
2. ....
3. ....
4. ....
5. ....
6. ....
7. ....
8. ....












(8)



You will be using a number of different chemicals and apparatus when completing these experiments.

- Follow the instructions provided to complete the table below on hazard symbols
- Match the old hazard symbol to the new symbol.
  - Match the new hazard symbol to the hazard name.
  - List the precautions which should be taken (in addition to wearing a labcoat and safety glasses) when handling chemicals with these hazards to minimise the chance of an accident occurring.

Old	New	Name	Precautions
		harmful / irritant	
		oxidising agent	

		flammable	
		harmful to the environment	
		corrosive	
		toxic	
			
			
			

(19)

### → Practical techniques

One of the practical techniques you may need to complete is the preparation of a standard solution and performing a titration to test the solution you have prepared.

- Watch these videos to help you answer the questions  
<https://www.youtube.com/watch?v=xBKyjXUhJy0>
- <https://www.youtube.com/watch?v=rLc148UCT2w>
- [https://www.youtube.com/watch?v=gzvzvDv\\_BnA](https://www.youtube.com/watch?v=gzvzvDv_BnA)

**Q1. (a)** What is a standard solution?

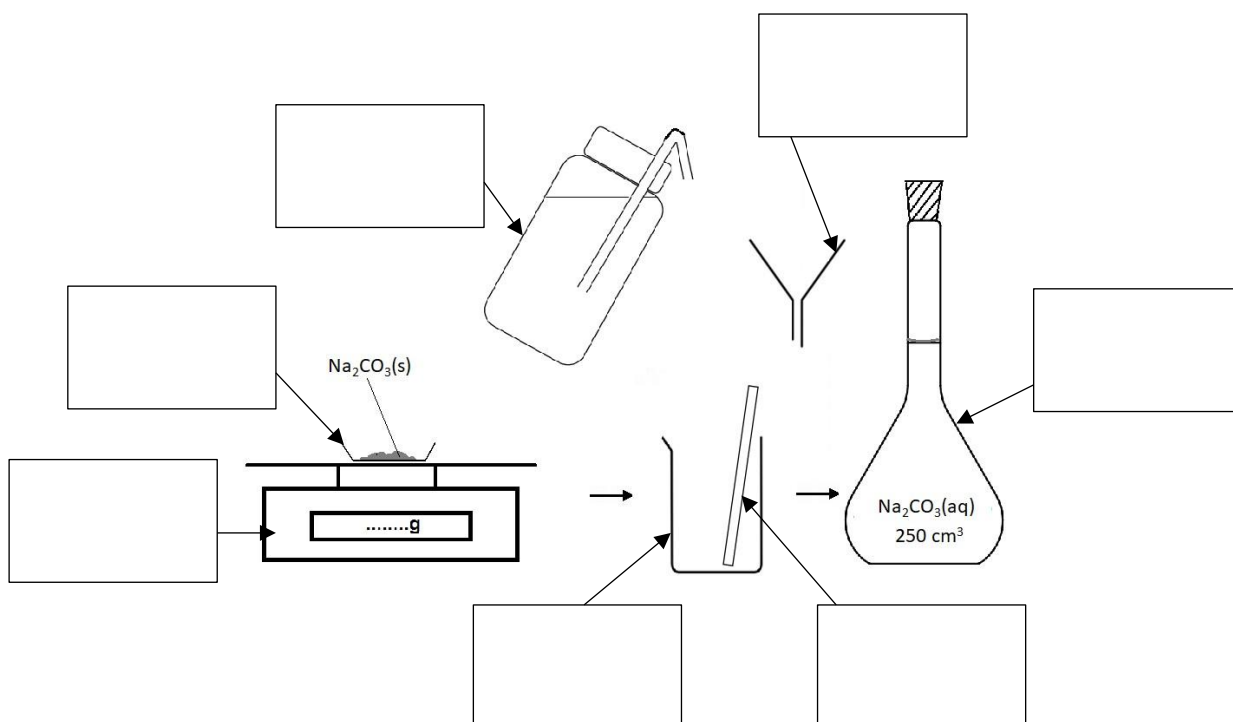
.....

.....(1)

**(b)** The diagram below shows the apparatus used to make a standard solution of sodium carbonate.  
Complete the labels.

(7)





(c) The standard solution prepared can be used to find the concentration of a solution of hydrochloric acid.

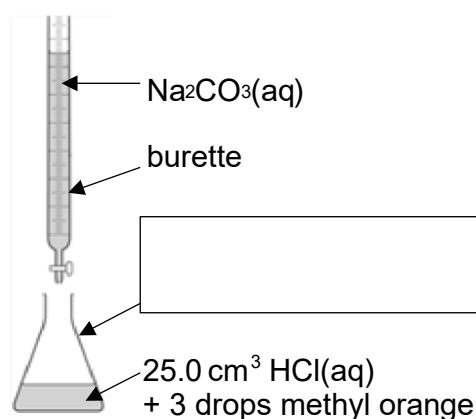
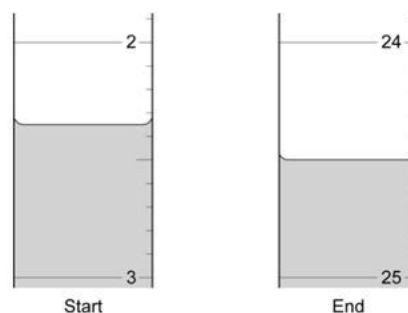


Figure 2.

- (i) Complete the label to show name of the apparatus in which the acid is placed. (1)
- (ii) What is the name given to this procedure?



apparatus

- ..... (1)
- (iii) **Figure 2.** shows the level of the sodium carbonate solution in the burette at the start and the end of one titration. Use these to work out the volume of sodium carbonate added in the titration. Give your answer to 2 d.p.

Volume  $\text{Na}_2\text{CO}_3(\text{aq})$  added = .....  $\text{cm}^3$  (1)

Another practical technique you may need to complete is chromatography.

- The links below may help you to answer the questions on this technique.

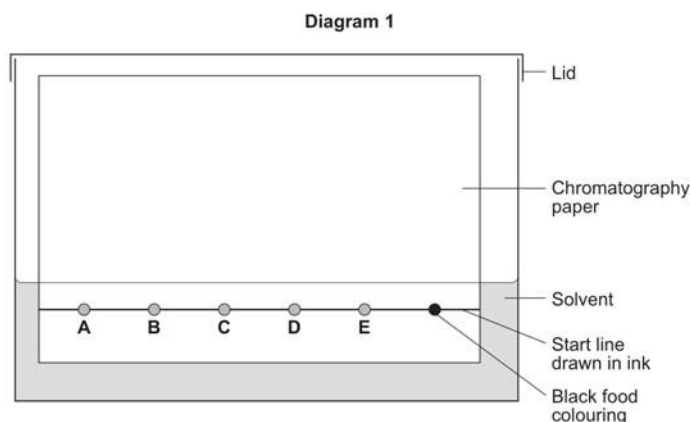
<https://www.youtube.com/watch?v=Ij5OWzhZSac>

<https://www.bbc.co.uk/bitesize/guides/z9dfxfr/revision/4>

**Q2.** (a) What is chromatography used for?

.....

- .....(1)
- (b) A student used paper chromatography to analyse a black food colouring. They placed spots of known food colours, **A**, **B**, **C**, **D** and **E** and the black food colouring on a sheet of chromatography paper. They set up the apparatus as shown in **Diagram 1**.



The student made **two** errors in setting up the apparatus. Identify the **two** errors and describe the problem each error would cause.

.....

....

.....

....

.....

....

.....

....

.....

....

.....

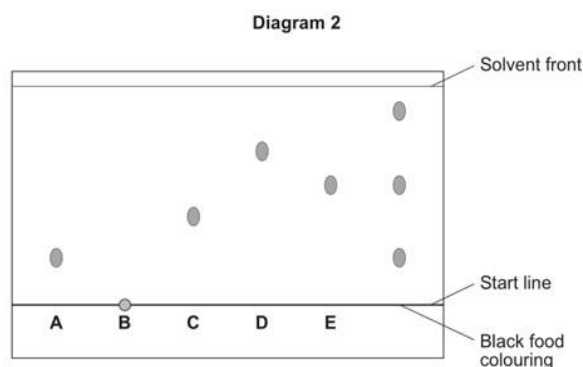
....

.....

....

(4)

- (c) A different student set up the apparatus without making any errors. The chromatogram in **Diagram 2** shows the student's results.



- (i) What do the results tell you about the composition of the black food colouring?

.....

.....

- .....(2)  
 (ii) Use **Diagram 2.** to complete **Table 1.** (2)

**Table 1.**

	Distance in mm
Distance from start line to solvent front	
Distance moved by food colour <b>C</b>	

- (iii) Use your answers in (c)(ii) to calculate the  $R_f$  value for food colour **C**. Show your workings.

$R_f$  value = ..... (1)

- (iv) **Table 2.** gives the results of chromatography experiments that were carried out on some known food colours, using the same solvent as the students.

**Table 2.**

Name of food colour	Distance from start line to solvent front in mm	Distance moved by food colour in mm	$R_f$ value
Ponceau 4R	62	59	0.95
Carmoisine	74	45	0.61
Fast red	67	27	0.40
Erythrosine	58	17	0.29

Which of the food colours in **Table 2.** could be food colour **C** from the chromatogram? Give the reason for your answer.

.....  
 .....  
 ..... (2)

→ **Obtaining and analysing results obtained in an experiment**

It is important to keep a record of all data whilst carrying out practical work. It is good practice to draw a table before starting the experiment and then enter results straight into the table.

Tables should have clear headings with units.

<b>Time / min</b>	<b>Temperature / °C</b>
0	27.6
1	27.4
2	27.2

The independent variable is the left-hand column in a table, with the following columns showing the dependent variables. All measurements should be written to the same number of decimal places (matching the precision of the measuring instrument).

**Q3.** A student was told to complete a practical to investigate how temperature affects the rate of a reaction. The student carried out the reaction at five different temperatures and recorded the time taken for each.

The student then calculated the rate of reaction, in  $\text{s}^{-1}$  for each experiment using the equation:

$$\text{rate of reaction} = \frac{1}{\text{time}}$$

The student's results and calculations are shown below:

at 24.5 °C the experiment took 340 seconds

$$1/340 = 0.0029 \text{ s}^{-1}$$

at 39.0 °C it took 256 sec

$$1/256 = 0.0039 \text{ s}^{-1}$$

at 58.0 °C the experiment took 124 s

$$1/124 = 0.0081 \text{ s}^{-1}$$

80.5 °C 62 s

$$1/62 = 0.0161$$

51 °C 186 s

$$1/186 = 0.0054$$

**(a)** What is the independent variable in this experiment? Circle the correct answer

**rate of reaction**

**time**

**temperature**

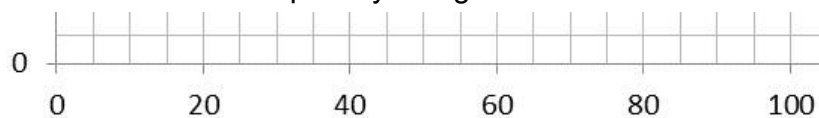
**(1) (b)**

Tabulate the student's data in an appropriate manner.

**(4)**

..... / .....	..... / .....	..... / .....

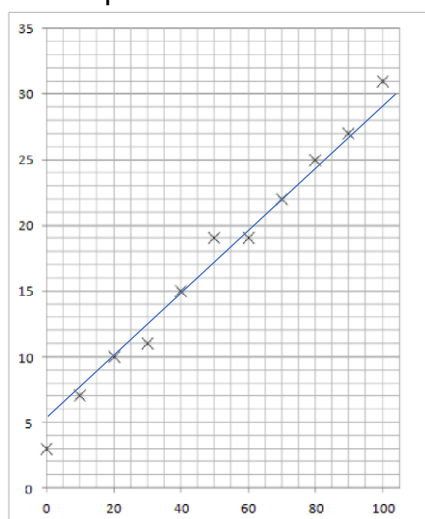
Drawing a graph of the results obtained usually makes it easier to interpret the data and draw conclusions. The independent variable is shown on the x-axis and the dependent variable is shown on the y-axis. Axes should always be labelled with the quantity being measured and the units.



time / seconds Data points should be marked with a cross, x.

When choosing the scales consider:

- the maximum and minimum values of each variable.
- whether 0,0 should be included as a data point.
- how to draw the axes without using difficult scale markings (e.g. multiples of 3, 7, etc)
- the data points should cover at **least half** of the grid supplied for the graph.



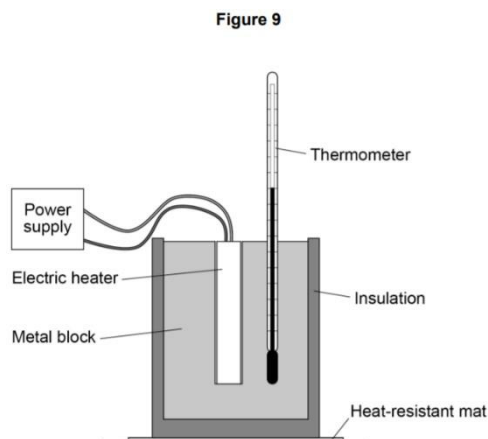
Consider the following when deciding where to draw a line of best fit:

- the line can be straight or curved
- the line should pass through, or very close to, the majority of plotted points (ignoring any anomalous points)
- for points not on the line make sure that there are as many points on one side of the line as the other
- the line should be continuous and drawn with a sharp pencil (use a rule for a straight line)
- the line will go through the origin (0,0) if a value of 0 for the independent variable would produce a value of 0 for the dependent variable

**Q4.** A student investigated how the temperature of a metal block changed with time. An electric heater was used to increase the temperature of the block.

The heater was placed in a hole drilled in the block as shown in **Figure 1**.

Time in s	Temperature in $^{\circ}\text{C}$
0	20.0
60	24.5



The	120	29.0
	180	31.0
	240	31.5

student measured the temperature of the metal block every 60 seconds. **Table 3.** shows the student's results.

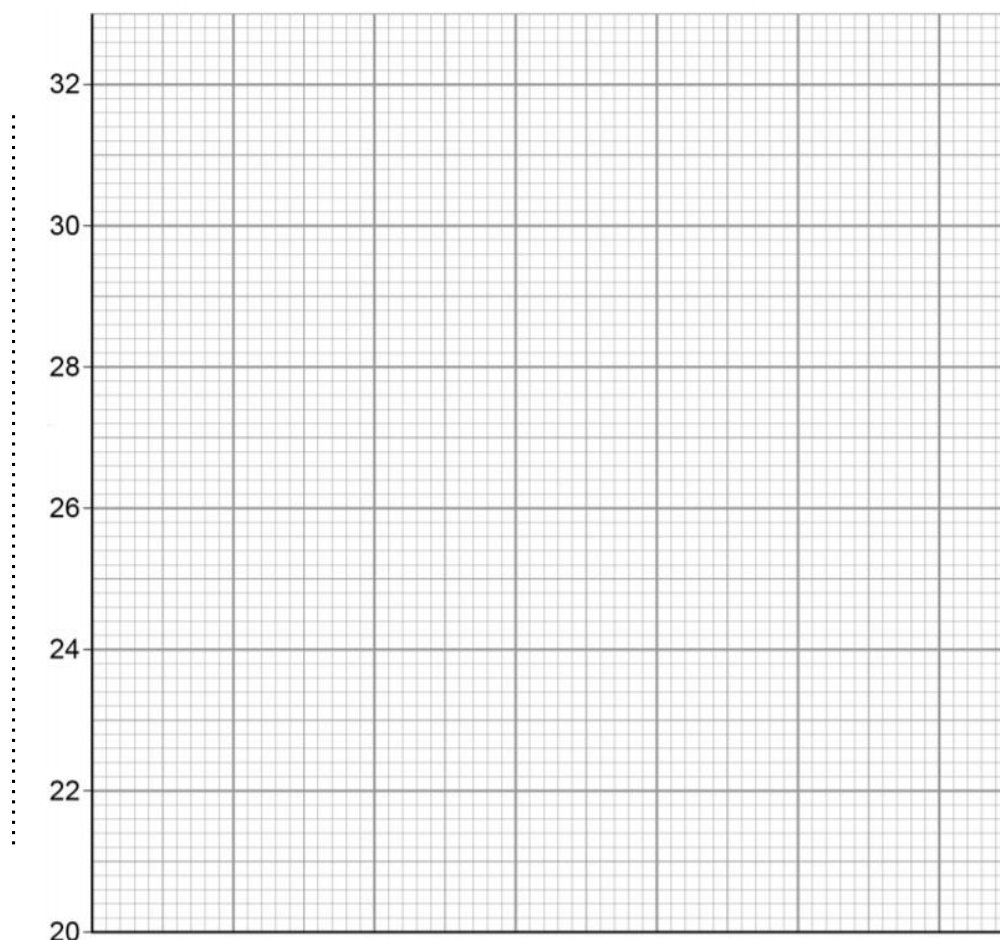
**Table 3.**

**(a)** Complete the graph of the data from **Table 3.** on **Figure 2.**

- Choose a suitable scale for the x-axis.
- Label the x-axis and label the y-axis.
- Plot the student's results.
- Draw a line of best fit.

(5)

**Figure 2.**



**(b)** Use the graph to find the temperature of the metal block at time 100 s.

Temperature at 100s = ..... °C (1)

- (c) The rate of change of temperature of the block is given by the gradient of the graph. Determine the gradient of the graph over the first 60 seconds.

.....

.....

.....

.....

Gradient = .....  $^{\circ}\text{C} / \text{s}$  (2)

### **Highly recommended content**

Make notes from the following resources, then have a go at completing the questions

#### **Titration and mole calculations**

<https://www.bbc.co.uk/bitesize/guides/zx98pbk/revision/3>

<https://www.youtube.com/watch?v=wPGVQu3UXpw>

<https://www.youtube.com/watch?v=ovx-Sro4NXM>



#### **Q1.**

This question is about acids and alkalis.

- (a) Dilute hydrochloric acid is a strong acid.

Explain why an acid can be described as both strong and dilute.

.....

.....

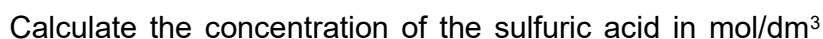
.....

.....

(2)

(c) The table below shows the student's results.

The equation for the reaction is:



Concordant results are those within 0.10 cm<sup>3</sup> of each other.

[illegible]

(5)

---



---

(2)

- (e) Calculate the mass of sodium hydroxide in 30.0 cm<sup>3</sup> of a 0.105 mol/dm<sup>3</sup> solution.

Relative formula mass ( $M_r$ ): NaOH = 40

---

---

---

---

Mass of sodium hydroxide = \_\_\_\_\_ g

(2)

(Total 12 marks)

**Q2.**

A student investigated the reactions of copper carbonate and copper oxide with dilute hydrochloric acid.

In both reactions one of the products is copper chloride.

- (a) Describe how a sample of copper chloride crystals could be made from copper carbonate and dilute hydrochloric acid.

---

---

---

---

---

---

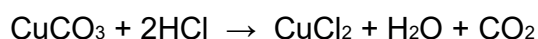
---

---

(4)

- (b) A student wanted to make 11.0 g of copper chloride.

The equation for the reaction is:



Relative atomic masses,  $A_r$ : H = 1; C = 12; O = 16; Cl = 35.5; Cu = 63.5

Calculate the mass of copper carbonate the student should react with dilute hydrochloric acid to make 11.0 g of copper chloride.

---

---

---

---

Mass of copper carbonate = \_\_\_\_\_ g

(4)

- (c) The percentage yield of copper chloride was 79.1 %.  
Calculate the mass of copper chloride the student actually produced.

---

---

Actual mass of copper chloride produced = \_\_\_\_\_ g

(2)

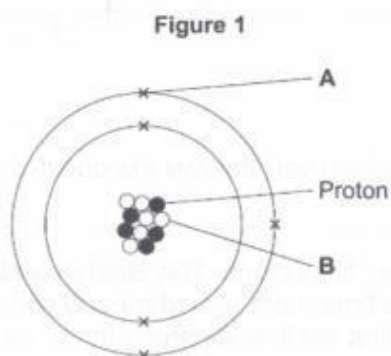
**Mark Scheme**

## Periodicity and properties of elements

### Atomic Structure

<https://www.bbc.co.uk/bitesize/guides/zwn8b82/revision/3> (pages 3,4 and 5)  
[https://phet.colorado.edu/sims/html/build-an-atom/latest/build-an-atom\\_en.html](https://phet.colorado.edu/sims/html/build-an-atom/latest/build-an-atom_en.html)

Q1. Figure 1 shows an atom of element G.



Draw a ring around the correct answer to complete each sentence.

(a) Label A shows an electron      an ion      a nucleus      (1)

(b) Label B shows a neutron      an isotope      a molecule      (1)

(c) The atomic number of element G is 5      6      10      11      16      = number of protons      (1)

(d) The mass number of element G is 5      6      10      11      16      5 protons + 6 neutrons      (1)

### Periodic Table

<https://www.bbc.co.uk/bitesize/guides/ztv797h/revision/2> (pages 2-8)  
<https://www.rsc.org/periodic-table/>

Q2. The Periodic table below contains six errors. Highlight these.

H																He									
Li	Be																	B	C	N	O	Fl	Ne		
Na	Mg																	Al	Si	P	S	CL	Ar		
K	Ca	Sc	Ti	V	Cr	Mn	fe	CO	Ni	Cu	Zn	Ga	Ge	As	Se	Br	Kr								
Rb	Sr	Y	Zr	Nb	Mo	Tc	Ru	Rh	pD	Ag	Cd	In	Sn	Sb	Te	I	Xe								
Cs	Ba	La	Hf	Ta	W	Re	Os	Ir	Pt	Au	Hg	Tl	Pb	Bi	Po	At	Rn								
Fr	Ra	Ac	Rf	Db	Sg	Bh	Hs	Mt	Ds	Rg															

CAPITAL  
then  
lower case

(6)

Q3. Complete the labels on the diagram below using the following terms:

metals

Noble gases

non-metals

Alkaline-Earth metals

group

Halogens

period

Alkali metals

Alkali metals

Alkaline-Earth metals

Key

relative atomic mass

symbol

name

atomic (proton) number

1.0

H

hydrogen

1

metals

Halogen

Noble gases

group number

1

2

3

4

5

6

7

1

2

3

4

5

6

7

8

9

10

11

12

13

14

15

16

17

18

19

20

21

22

23

24

25

26

27

28

29

30

31

32

33

34

35

36

37

38

39

40

41

42

43

44

45

46

47

48

49

50

51

52

53

54

55

56

57

58

59

60

61

62

63

64

65

66

67

68

69

70

71

72

73

74

75

76

77

78

79

80

81

82

83

84

85

86

87

88

89

90

91

92

93

94

95

96

97

98

99

100

101

102

103

104

105

106

107

108

109

110

111

112

113

114

115

116

117

118

119

120

121

122

123

124

125

126

127

128

129

130

131

132

133

134

135

136

137

138

139

140

141

142

143

144

145

146

147

148

149

150

151

152

153

154

155

156

157

158

159

160

161

162

163

164

165

166

167

168

169

170

171

172

173

174

175

176

177

178

179

180

181

182

183

184

185

186

187

188

189

190

191

192

193

194

195

196

197

198

199

200

201

202

203

204

205

206

207

208

209

210

211

212

213

214

215

216

217

218

219

220

221

222

223

224

225

226

227

228

229

230

231

232

233

234

235

236

237

238

239

240

241

242

243

244

245

246

247

248

249

250

251

252

253

254

255

256

257

258

259

260

261

262

263

264

265

266

267

268

269

270

271

272

273

274

275

276

277

278

279

280

281

282

283

284

285

286

287

288

289

290

291

292

293

294

295

296

297

298

299

300

301

302

303

304

305

306

307

308

309

310

311

312

313

314

315

316

317

318

319

320

321

322

323

324

325

326

327

328

329

330

331

332

333

334

335

336

337

338

339

340

341

342

343

344

345

346

347

348

349

350

351

352

353

354

355

356

357

358

359

360

361

362

363

364

365

366

367

368

369

370

371

372

373

374

375

376

377

378

379

380

381

382

383

384

385

386

387

388

389

390

391

392

393

394

395

396

397

398

399

400

401

402

403

404

405

406

407

408

409

410

411

412

413

414

415

416

417

418

419

420

421

422

423

424

425

426

427

428

429

430

431

432

433

434

435

436

437

438

439

440

441

442

443

444

445

446

447

448

449

450

451

452

453

454

455

456

457

458

459

460

461

462

463

464

465

466

467

468

469

470

471

472

473

474

475

476

477

478

479

480

481

482

483

484

485

486

487

488

489

490

491

492

493

494

495

496

497

498

499

500

501

502

503

504

505

506

507

508

509

510

511

512

513

514

515

516

517

518

519

520

521

522

523

524

525

526

527

528

529

530

531

532

533

534

535

536

537

538

539

540

541

542

543

544

545

546

547

548

549

550

551

552

553

554

555

556

557

558

559

560

561

562

563

564

565

566

567

568

569

570

571

572

573

574

575

576

577

578

579

580

581

582

583

584

585

586

587

588

589

590

591

592

593

594

595

596

597

598

599

600

601

602

603

604

605

606

607

608

609

610

611

612

613

614

615

616

617

618

619

620

621

622

623

624

625

626

627

628

629

630

631

632

633

634

635

636

637

638

639

640

641

642

643

644

645

646

647

648

649

650

651

652

653

654

655

656

657

658

659

660

661

662

663

664

665

666

667

668

669

670

671

672

673

674

675

676

677

678

679

680

681

682

683

684

685

686

687

688

689

690

691

692

693

694

695

696

697

698

699

700

701

702

703

704

705

706

707

708

709

710

711

712

713

714

715

716

717

718

719

720

721

722

723

724

725

726

727

728

729

730

731

732

733

734

735

736

737

738

739

740

741

742

743

744

745

746

747

748

749

750

751

752

753

754

755

756

757

758

759

760

761

762

763

764

765

766

767

768

769

770

771

772

773

774

775

776

777

778

779

780

781

782

783

784

785

786

787

788

789

790

791

792

793

794

795

796

797

798

799

800

801

802

803

804

805

806

807

808

809

810

811

812

813

814

815

816

817

818

819

820

821

822

823

824

825

826

827

828

829

830

831

832

833

834

835

836

837

838

839

840

841

842

843

844

845

846

847

848

849

850

851

852

853

854

855

856

857

858

859

860

861

862

863

864

865

866

867

868

869

870

871

872

873

874

875

876

877

878

879

880

881

882

883

884

885

886

887

888

889

890

891

892

893

894

895

896

897

898

899

900

901

902

903

904

905

906

907

908

909

910

911

912

913

914

915

916

917

918

919

920

921

922

923

924

925

926

927

928

929

930

931

932

933

934

935

936

937

938

939

940

941

942

943

944

945

946

947

948

949

950

951

952

953

954

955

956

957

958

959

960

961

962

963

964

965

966

967

968

969

970

971

972

973

974

975

976

977

978

979

980

981

982

983

984

985

986

987

988

989

990

991

992

993

994

995

996

997

998

999

1000

period number

non-metals

metals

metals

metals

metals

metals

metals

metals

metals

metals

metals

metals

metals

metals

metals

metals

metals

metals

metals

metals

metals

metals

metals

metals

metals

metals

metals

metals

metals

metals

metals

metals

metals

metals

metals

metals

metals

metals

metals

metals

metals

metals

metals

metals

metals

metals

metals

metals

metals

metals

metals

metals

metals

metals

metals

metals

metals

metals

metals

metals

metals

metals

metals

metals

metals

metals

metals

metals

metals

metals

metals

metals

metals

metals

metals

metals

metals

metals

metals

metals

metals

metals

metals

metals

metals

metals

metals

metals

metals

metals

metals

metals

metals

metals

metals

metals

metals

metals

metals

metals

metals

metals

metals

metals

metals

metals

metals

metals

metals

metals

metals

metals

metals

metals

metals

metals

metals

metals

metals

metals

metals

metals

metals

metals

metals

metals

metals

metals

metals

metals

metals

metals

metals

metals

metals

metals

metals

metals

metals

metals

metals

metals

metals

metals

metals

metals

metals

metals

metals

metals

metals

metals

metals

metals

metals

metals

metals

metals

metals

metals

metals

metals

metals

metals

metals

metals

metals

metals

metals

metals

metals

metals

metals

metals

metals

metals

metals

metals

metals

metals

metals

metals

metals

metals

metals

metals

metals

metals

metals

metals

metals

metals

metals

metals

metals

metals

metals

metals

metals

metals

metals

metals

metals

metals

metals

metals

metals

metals

metals

metals

metals

metals

metals

metals

metals

metals

metals

metals

metals

metals

metals

metals

metals

metals

metals

metals

metals

metals

metals

metals

metals

metals

metals

metals

metals

metals

metals

metals

metals

metals

metals

metals

metals

metals

metals

metals

metals

metals

metals

metals

metals

metals

metals

metals

metals

metals

metals

metals

metals

metals

metals

metals

metals

metals

metals

metals

metals

metals

metals

metals

metals

metals

metals

metals

metals

metals

metals

metals

metals

metals

metals

metals

metals

metals

metals

metals

metals

metals

metals

metals

metals

metals

metals

metals

metals

metals

metals

metals

metals

metals

metals

metals

metals

metals

metals

metals

metals

metals

metals

metals

metals

metals

metals

metals

metals

metals

metals

metals

metals

metals

metals

metals

metals

metals

metals

metals

metals

metals

metals

metals

metals

metals

metals

metals

metals

metals

metals

metals

metals

metals

metals

metals

metals

metals

metals

metals

metals

metals

metals

metals

metals

metals

metals

metals

metals

metals

metals

metals

metals

metals

metals

metals

metals

metals

metals

metals

metals

metals

metals

metals

metals

metals

metals

metals

metals

metals

metals

metals

metals

metals

metals

metals

metals

metals

metals

metals

metals

metals

metals

metals

metals

metals

metals

metals

metals

metals

metals

metals

metals

metals

metals

metals

metals

metals

metals

metals

metals

metals

metals

metals

metals

metals

metals

metals

metals

metals

metals

metals

metals

metals

metals

metals

metals

metals

metals

metals

metals

metals

metals

metals

metals

metals

metals

metals

metals

metals

metals

metals

metals

metals

metals

metals

metals

metals

metals

metals

metals

metals

metals

metals

metals

metals

metals

metals

metals

metals

metals

metals

metals

metals

metals

metals

metals

metals

metals

metals

metals

metals

metals

metals

metals

metals

metals

metals

metals

metals

metals

metals

metals

Q4. Read the information below on element X carefully. Use this to help you answer the questions which follow.

Element X has two different isotopes, both of which contain 17 protons. The least abundant isotope contains 20 neutrons. The second isotope is three times more abundant and contains 2 more neutrons. All the atoms contain 2 electrons in the first shell, 8 electrons in the second shell and 7 electrons in the third.

(a) Where in the Periodic Table is element X found:

Group: .....7..... Period: .....3.....

(2)

(b) Use the Periodic Table in Q3, the key and your answer to Q4.(a) to complete Figure 2. for element X

Key	
A <sub>r</sub>	Symbol
Z	name

35.5
Cl
Chlorine
17

(4)

(c) Is element X a metal or non-metal? .....non-metal.....

(1)

(d) Identify an element, in the same group as X, which has a lower boiling point.

.....Fluorine.....

(1)

**Q5.** Lithium reacts with water to form lithium hydroxide and hydrogen.

(a) Balance the symbol equation for this reaction



(b) (i) Complete the table below for this reaction

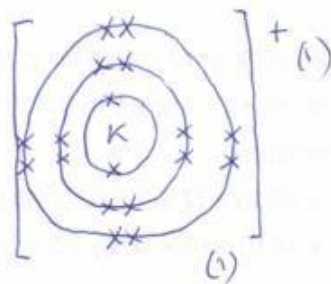
	Reactant or product	State	$M_r$
Lithium	reactant	solid	
Water	reactant	liquid	18.0
Lithium hydroxide	product	aqueous (solution)	23.9
Hydrogen	product	gas	2.0

(ii) Calculate the total mass of the reactants. Are these the same as the total mass of the products? Show your workings.

$(2 \times 6.9) + (2 \times 18.0) = 49.8$  total mass of reactants (1)  
 $(2 \times 23.9) + 2.0 = 49.8$  total mass of products  $\therefore$  Yes, they are the same!! (2)

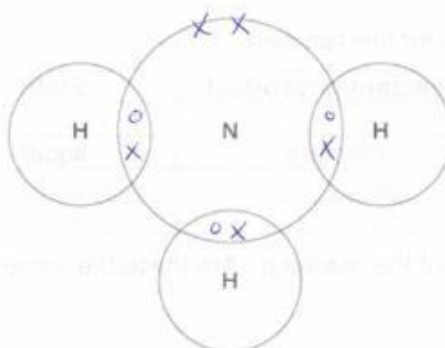

**Q6.** The electronic structure of a potassium atom is 2,8,8,1

Draw a diagram to show the electronic structure of a potassium ion. Show the charge on the ion. <sup>lost the 1 outer  $e^-$</sup>



**Q7.** Complete the dot and cross diagram to show the electrons in the outer shells of ammonia,  $\text{NH}_3$ .

Use the periodic table to help you.

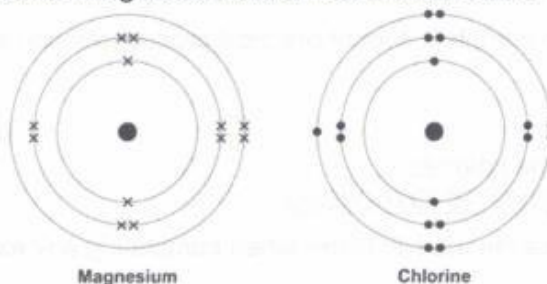


5 x (1)  
3 x

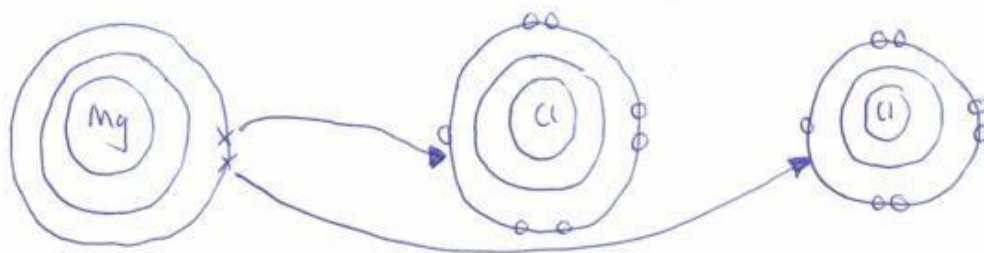
sharing 3 pairs (1)



Q8. The diagrams shown an atom of magnesium and an atom of chlorine.



Describe, in terms of electrons, how magnesium atoms and chlorine atoms change into ions to produce Magnesium chloride,  $\text{MgCl}_2$ .  
You may draw labelled diagrams.



One Mg atom loses 1<sup>(1)</sup>  $e^-$  to one Cl atom.  
It loses a 2<sup>(1)</sup>  $e^-$  to a 2<sup>(1)</sup> Cl atom.  
Mg forms the  $\text{Mg}^{2+}$  ion and each Cl forms a  $\text{Cl}^-$  ion.

## Unit 2: Practical Scientific Procedures and Techniques

In this unit you will be required to complete a lot of practical procedures and so it is important that you know about laboratory safety.














### □ Laboratory Safety

- Watch the video on safety in the laboratory:  
<https://www.youtube.com/watch?v=RhlOYhOvCsQ>

Use this to complete a list of safety rules to follow when completing any experiment.

1. Wear a lab coat (buttoned up).....
2. Wear safety glasses/goggles.....
3. Tie back long hair (particularly when using a Bunsen burner).....
4. Write a risk assessment (before you complete the practical).....
5. Keep the lab tidy.....
6. Wipe up spillages.....
7. Do not eat (or drink or chew gum) in the lab.....
8. Wash your hands (particularly before you leave the lab).....

(8)

Old	New	Name	Precautions
		harmful / irritant	wear gloves well-ventilated laboratory
		oxidising agent	No naked (open) flame or source of ignition
		flammable	No naked (open) flame or source of ignition
		harmful to the environment	Don't pour down the sink
		corrosive	wear gloves
		toxic	wear gloves Use a fume cupboard
			

(19)

always wear lab coat +  
gloves.



## □ Practical techniques

One of the practical techniques you will need to complete is the preparation of a standard solution and performing a titration to test the solution you have prepared.

- Watch these videos to help you answer the questions

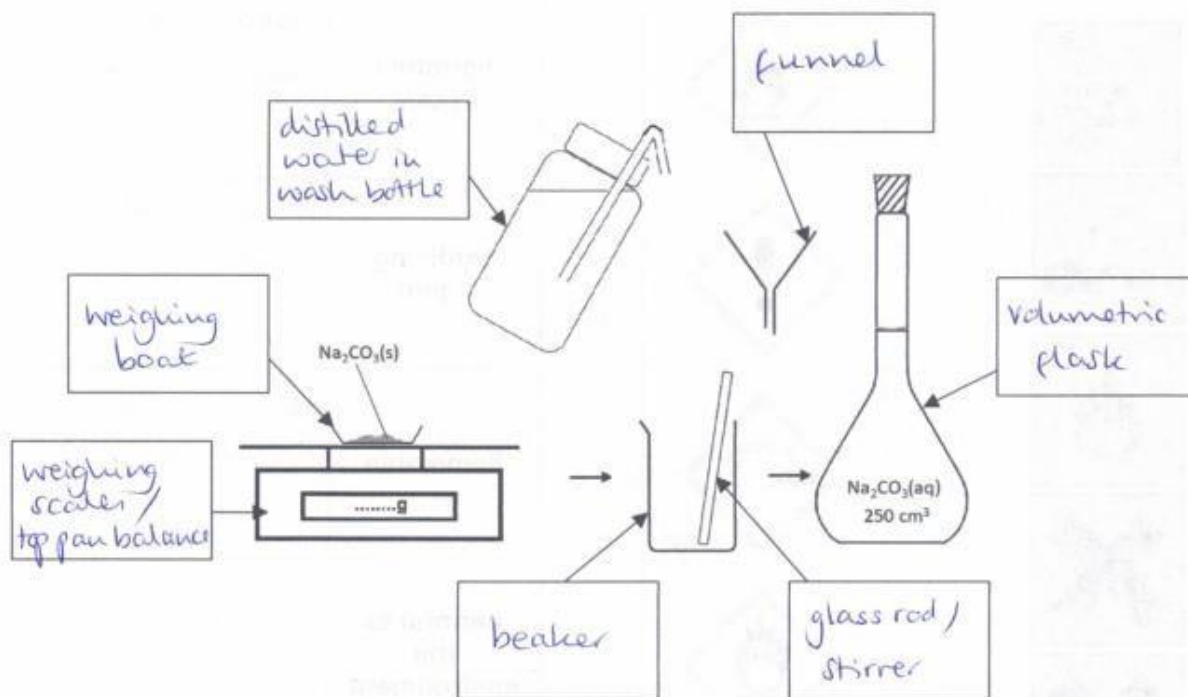
<https://www.youtube.com/watch?v=xBKyjXUhJy0>

<https://www.youtube.com/watch?v=rLc148UCT2w>

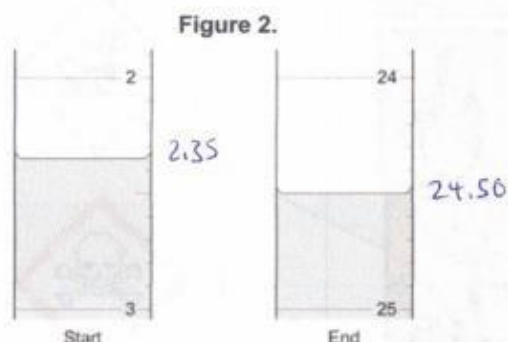
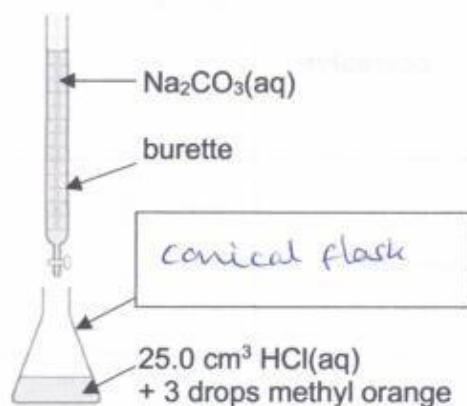
[https://www.youtube.com/watch?v=qzvzvDv\\_BnA](https://www.youtube.com/watch?v=qzvzvDv_BnA)

Q1. (a) What is a standard solution? ....It is a solution of (accurately) known concentration.....(1)

(b) The diagram below shows the apparatus used to make a standard solution of sodium carbonate. Complete the labels. (7)



- (c) The standard solution prepared can be used to find the concentration of a solution of hydrochloric acid.



- (i) Complete the label to show name of the apparatus in which the acid is placed. (1)
- (ii) What is the name given to this procedure? ....titration..... (1)
- (iii) **Figure 2.** shows the level of the sodium carbonate solution in the burette at the start and the end of one titration. Use these to work out the volume of sodium carbonate added in the titration. Give your answer to 2 d.p.

$$24.50 - 2.35$$

Volume  $\text{Na}_2\text{CO}_3(\text{aq})$  added = ....22.15.....  $\text{cm}^3$  (1)

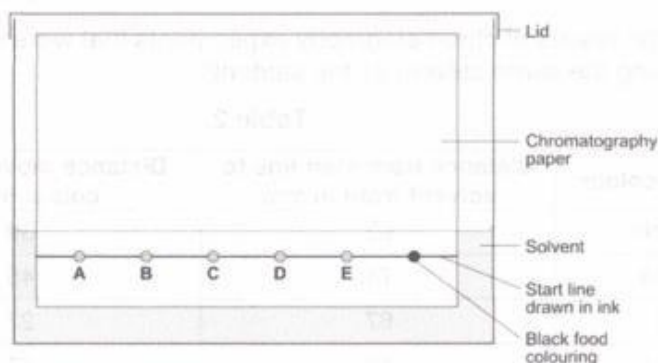
8

*2 numbers after the decimal point*

Q2. (a) What is chromatography used for? *to separate (and analyse) components in a mixture* (1)

(b) A student used paper chromatography to analyse a black food colouring. They placed spots of known food colours, A, B, C, D and E and the black food colouring on a sheet of chromatography paper. They set up the apparatus as shown in **Diagram 1**.

Diagram 1

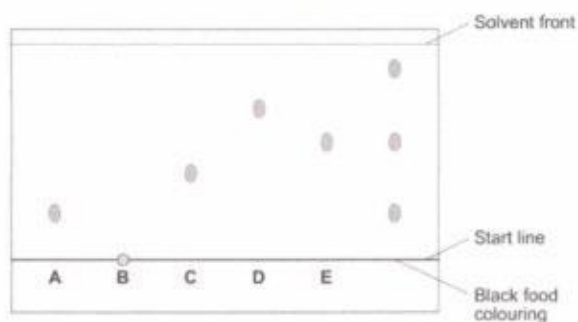


The student made **two** errors in setting up the apparatus. Identify the **two** errors and describe the problem each error would cause.

*Start line drawn in ink* (1)  
*so it will run/dissolve in the solvent* (1)  
*Solvent above the start line / spots under the solvent* (1)  
*so they will wash off the paper / mix with the solvent* (1)

(c) A different student set up the apparatus without making any errors. The chromatogram in **Diagram 2** shows the student's results.

Diagram 2



(i) What do the results tell you about the composition of the black food colouring?

*The black food colouring contains A and E* (1)  
*and one other (unknown) substance* (1) (2)

- (ii) Use **Diagram 2.** to complete **Table 1.** (2)

**Table 1.**

	Distance in mm
Distance from start line to solvent front	28.5 / 29
Distance moved by food colour <b>C</b>	allow 11-12

- (iii) Use your answers in (c)(ii) to calculate the  $R_f$  value for food colour **C**. Show your workings.

$$\frac{\text{distance moved by C}}{\text{distance from start line to solvent front}}$$

$$R_f \text{ value} = 0.38 - 0.42 \quad (1)$$

- (iv) **Table 2.** gives the results of chromatography experiments that were carried out on some known food colours, using the same solvent as the students.

**Table 2.**

Name of food colour	Distance from start line to solvent front in mm	Distance moved by food colour in mm	$R_f$ value
Ponceau 4R	62	59	0.95
Carmoisine	74	45	0.61
Fast red	67	27	0.40
Erythrosine	58	17	0.29

Which of the food colours in **Table 2.** could be food colour **C** from the chromatogram? Give the reason for your answer.

Fast red (1) ..... allow none .....  
 has same / very similar  $R_f$  (1) ..... if  $R_f$  not same as any .....  
 (2)



**Q3.** A student was told to complete a practical to investigate how temperature affects the rate of a reaction. The student carried out the reaction at five different temperatures and recorded the time taken for each.

The student then calculated the rate of reaction, in  $\text{s}^{-1}$  for each experiment using the equation:

$$\text{rate of reaction} = \frac{1}{\text{time}}$$

The student's results and calculations are shown below:

at $24.5^{\circ}\text{C}$ the experiment took 340 seconds	$1/340 = 0.0029 \text{ s}^{-1}$
at $39.0^{\circ}\text{C}$ it took 256 sec	$1/256 = 0.0039 \text{ s}^{-1}$
at $58.0^{\circ}\text{C}$ the experiment took 124 s	$1/124 = 0.0081 \text{ s}^{-1}$
$80.5^{\circ}\text{C}$ 62 s	$1/62 = 0.0161$
$51^{\circ}\text{C}$ 186 s	$1/186 = 0.0054$

(a) What is the independent variable in this experiment? Circle the correct answer

rate of reaction

time

temperature

(1)

(b) Tabulate the student's data in an appropriate manner.

(4)

temperature...../ $^{\circ}\text{C}$	.....time...../ $\text{s}$	rate of reaction.../ $\text{s}^{-1}$
24.5	340	0.0029
39.0	256	0.0039
51.0	186	0.0054
58.0	124	0.0081
80.5	62	0.0161

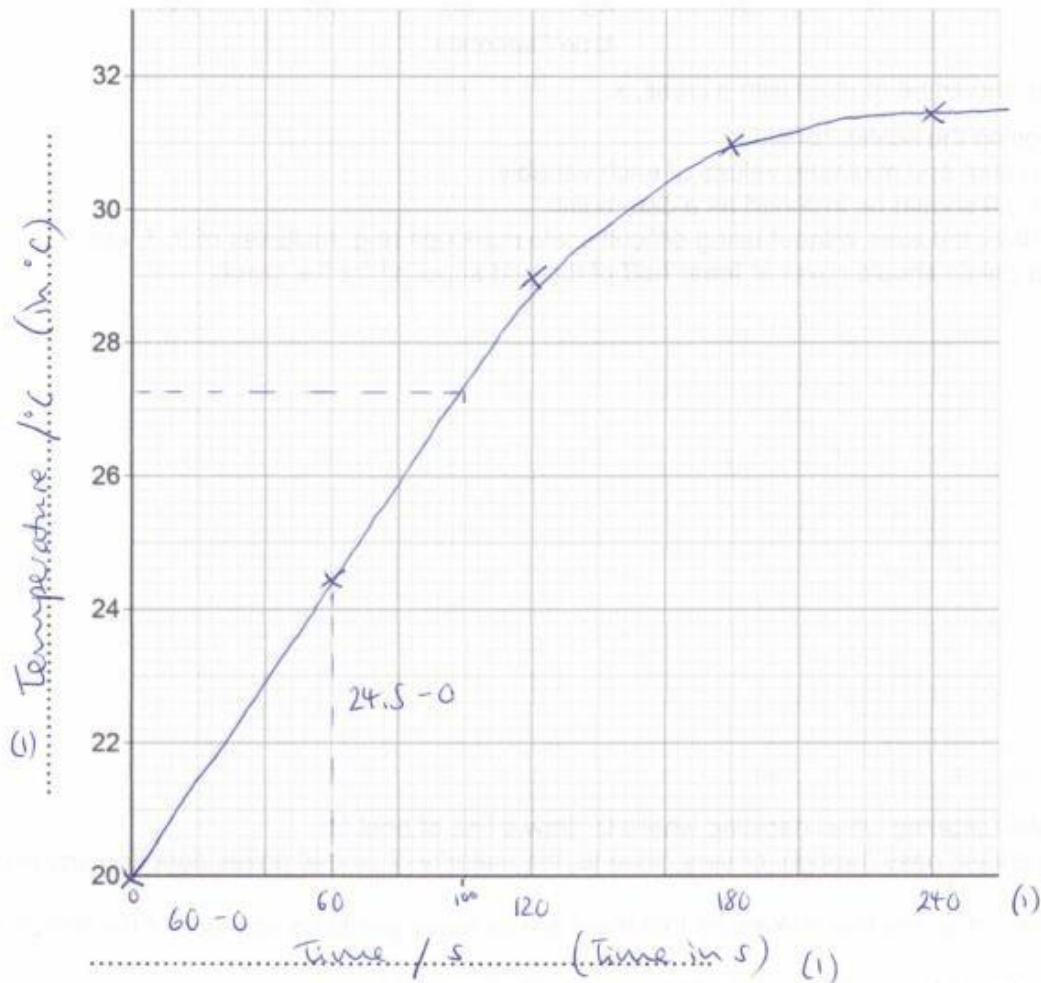
correct headings (1)

units with headings only (1)

all temperatures written to 1 d.p (1)

temperatures written in order of increasing size (1)

Figure 2.



(b) Use the graph to find the temperature of the metal block at time 100 s.

must match curve / line drawn. Temperature at 100s = 27.3... °C (1)

13

write to 1dp to match precision in table

(c) The rate of change of temperature of the block is given by the gradient of the graph. Determine the gradient of the graph over the first 60 seconds.

$$\frac{24.5 - 0}{60 - 0} = 0.41 \text{ (1)}$$

Gradient = 0.41 °C / s (2)

## Highly recommended content

Q1.

(a) (strong because) completely ionised (in aqueous solution)

*ignore pH allow dissociated for  
ionised do **not** accept hydrogen  
is ionising do **not** accept H<sup>+</sup> are  
ionised*

1

(dilute because) small amount of acid per unit volume  
*ignore low concentration*

1

(c) (titre):  
chooses titrations 3, 4, 5

1

average titre = 22.13 (cm<sup>3</sup>)  
*allow average titre = 22.13(3...) (cm<sup>3</sup>)  
allow a correctly calculated average from an incorrect  
choice of titrations*

1

(calculation):  
(moles NaOH =  
 $\frac{22.13}{1000} \times 0.105 = 0.002324$ )  
*allow use of incorrect  
average titre from step 2*

1

(moles H<sub>2</sub>SO<sub>4</sub> =  
 $\frac{1}{2} \times 0.002324 = 0.001162$ )  
*allow use of incorrect number of moles from step 3*

1

(concentration =  
 $\frac{0.001162}{25} \times 1000$ )  
= 0.0465 (mol/dm<sup>3</sup>)  
*allow use of incorrect number of moles from step 4*

1

*alternative approach for step 3, step 4 and step 5*

$$\frac{2}{1} = \frac{22.13 \times 0.105}{25.0 \times \text{conc. H}_2\text{SO}_4} \quad (1)$$

(concentration H<sub>2</sub>SO<sub>4</sub> =)

$$\frac{22.13 \times 0.105}{25.0 \times 2}$$

= 0.0465 (mol/dm<sup>3</sup>) (1) an answer of 0.046473 or  
0.04648 correctly rounded to at least 2 sig figs  
scores marking points 3, 4 and 5 an answer of  
0.092946 or 0.09296 or 0.185892 or  
0.18592 correctly rounded to at least 2 sig figs  
scores marking points 3 and 5 an incorrect answer  
for one step does **not** prevent allocation of marks for  
subsequent steps

(d) pipette measures a fixed volume (accurately)

1

(but) burette measures variable volume

*allow can measure drop by drop*

1

(e)  $(\text{moles} =) \frac{30}{1000} \times 0.105$

**or** 0.00315 (mol)

**or**

(mass per dm<sup>3</sup> =) 0.105 × 40

**or** 4.2 (g)

1

$(\text{mass} = \frac{30}{1000} \times 0.105 \times 40)$

= 0.126 (g)

1

*an answer of 0.126 (g) scores 2 marks an answer of 126(g) scores 1 mark  
an incorrect answer for one step does **not** prevent allocation of marks for  
subsequent steps*

[12]

## Q2.

(a) add excess copper carbonate (to dilute hydrochloric acid)

*accept alternatives to excess, such as 'until no more reacts'*

1

filter (to remove excess copper carbonate)

*reject heat until dry*

1

heat filtrate to evaporate some water **or** heat to point of crystallisation

*accept leave to evaporate or leave in evaporating basin*

1

leave to cool (so crystals form)

*until crystals form*

*1 must be in correct order to gain 4 marks*

(b)  $M_r \text{ CuCl}_2 = 134.5$  correct answer scores

**4 marks**

1

moles copper chloride = (mass /  $M_r$  = 11 / 134.5) = 0.0817843866

1

$M_r \text{ CuCO}_3 = 123.5$

1

Mass  $\text{CuCO}_3$  (=moles ×  $M_2$  = 0.08178 × 123.5) = 10.1(00)

1

*accept 10.1 with no working shown for 4 marks*



(c)  $\frac{79.1}{100} \times 11.0$

**or**

$$11.0 \times 0.791$$

**1**

8.70 (g)

*1 accept 8.70(g) with no working shown for 2 marks*