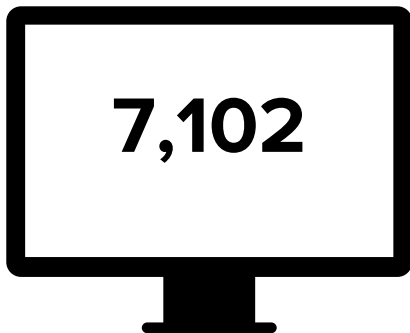



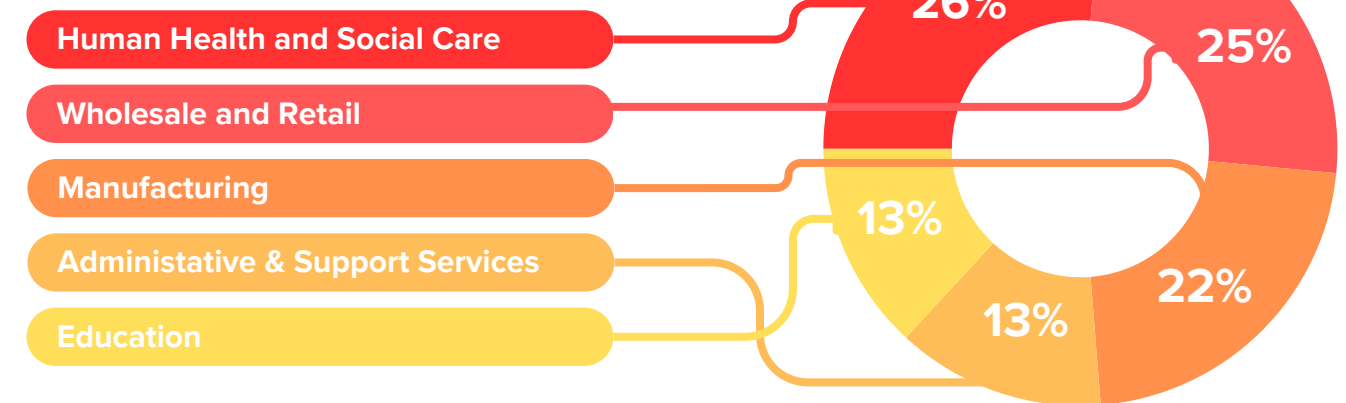
## Total Advertised Vacancies



## Top 10 Requested Skills



## Top 5 Recruiting Industries



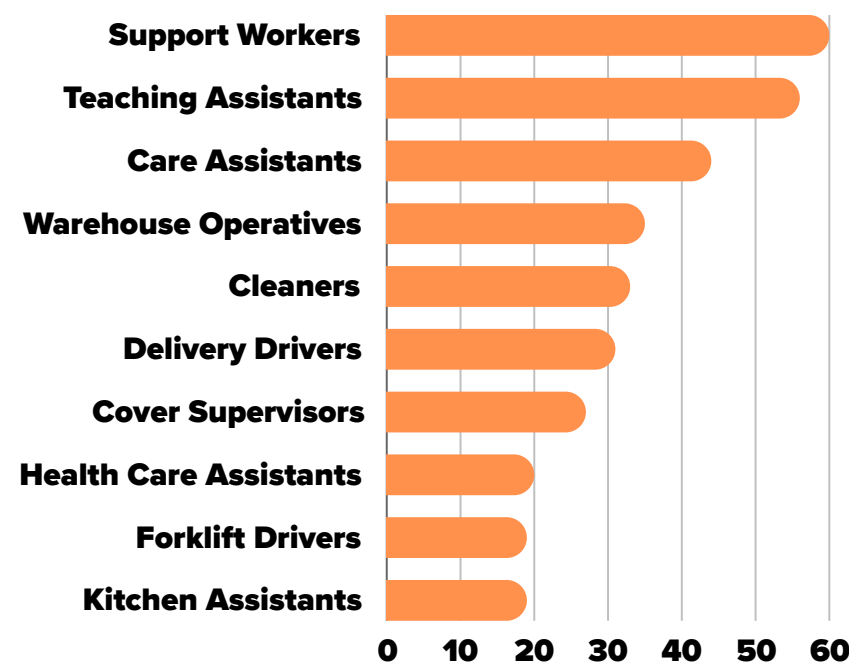
## Top 5 Requested Minimum Education Levels\*\*

- Standard Secondary Education Grades, such as GCSEs
- Bachelor's Degree or Level 6 equivalent, such as a degree apprenticeship
- A-levels or Level 3 equivalent, such as an advanced apprenticeship or access to higher education diploma
- Foundation Degree or Level 5 equivalent, such as a HNC/HND
- Master's Degree or Level 7 equivalent, such as a PGCE or NVQ

## Top 5 Recruiting Employers

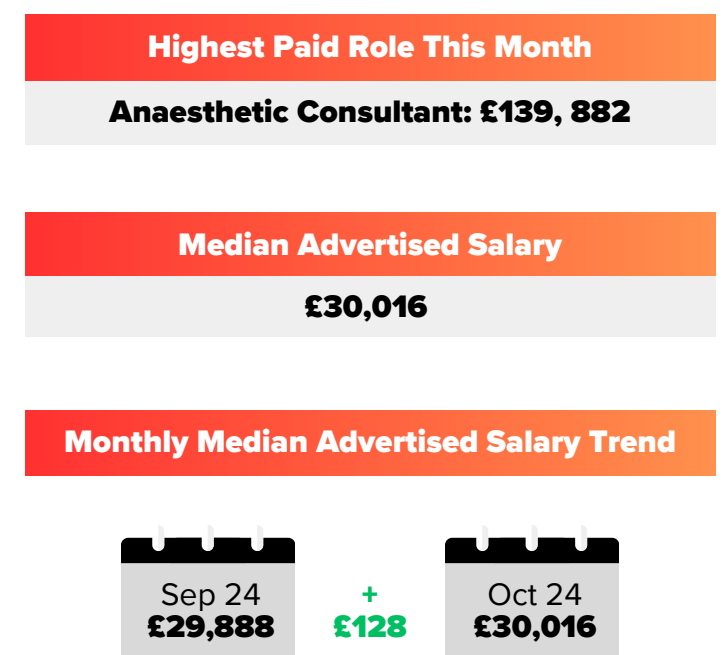


## Top 10 Advertised Occupations



## Advertised Salaries

Role	Annual Median Advertised Salary
Forklift Drivers	£27,648
Cover Supervisors	£27,264
Delivery Drivers	£25,984
Warehouse Operatives	£25,472
Care Assistants	£25,344
Support Workers	£24,960
Cleaners	£24,448
Kitchen Assistants	£24,320
Health Care Assistants	£22,064
Teaching Assistants	£23,552



\* The data on this poster reflects the Labour Market Information from the 1st of October 2024 – 31st October 2024 and is derived from Lightcast Data, supplied by SYMCA. \*\* From the proportion of employers who share this information.