

Uniplicative change

@whisto_maths

What do I need to be able to do?

By the end of this unit you should be able to:

- Solve problems and explain direct proportion
- Use conversion graphs to make statements, comparisons and form conclusions
- Understand and use scale factors for length

Keywords

Proportion: a statement that links two ratios

Variable: a part that the value can be changed

Axes: horizontal and vertical lines that a graph is plotted around

Approximation: an estimate for a value

Scale Factor: the multiple that increases/ decreases a shape in size

Currency: the system of money used in a particular country

Conversion: the process of changing one variable to another

Scale: the comparison of something drawn to its actual size.

Direct Proportion

As one variable changes the other changes at the same rate.



4 cans of pop = £2.40

4 cans of pop = £2.40
 $\times 0.5$
 2 cans of pop = £1.20

This multiplier is the same in the same way that this would be for ratio

This is a multiplicative change

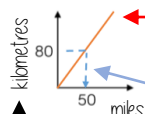
4 cans of pop = £2.40

12 cans of pop = £7.20

Sometimes this is easiest if you work out how much one unit is worth first e.g. 1 can of pop = £0.60

Conversion Graphs

Compare two variables



Labelling of both axes is vital

This is always a straight line because as one variable increases so does the other at the same rate

To make conversions between units you need to find the point to compare - then find the associated point by using your graph.

Using a ruler helps for accuracy

Showing your conversion lines help as a "check" for solutions

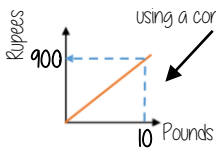
Conversion between currencies



£1 = 90 Rupees

Currency is directly proportional

For every £1 I have 90 Rupees



Currency can be converted using a conversion graph

Convert 630 Rupees into Pounds

£1 = 90 Rupees
 $\times 10$
 £10 = 900 Rupees

£1 = 90 Rupees
 $\times 7$
 £7 = 630 Rupees

Ratio between similar shapes



Angles in similar shapes do not change e.g. if a triangle gets bigger the angles can not go above 180°

The two rectangles are similar.

3m 8m

45m ?m

Corresponding sides

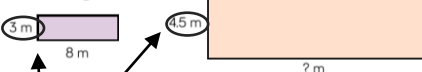
3m : 45m
 $\times 15$
 1m : 15m

8m : 12m
 $\times 1.5$
 1m : 1.5m

Note: Simplify to the same ratio

Understand Scale Factor

The two rectangles are similar.



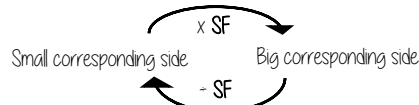
$3 \times 15 = 45$

This is a multiplicative change.

Use corresponding sides to calculate a scale factor

Scale factor can also be calculated by:

$\frac{\text{Bigger corresponding side}}{\text{Smaller corresponding side}}$



Draw and interpret scale diagrams

A picture of a car is drawn with a scale of 1:30

For every 1cm on my image is 30cm in real life

The car image is 10cm

Image : Real life
 1cm : 30cm
 $\times 10$
 10cm : 300cm

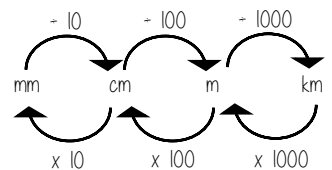


The car in real life is 210cm

Image : Real life
 1cm : 30cm
 $\times 7$
 7cm : 210cm



Interpret maps with scale factors



1 cm : 250 m

Ratios need to be in the same units

1 cm : 250m

1 cm : 25000cm

$250 \times 100 = 25000$

For every 1cm on my map is 25000cm in real life

